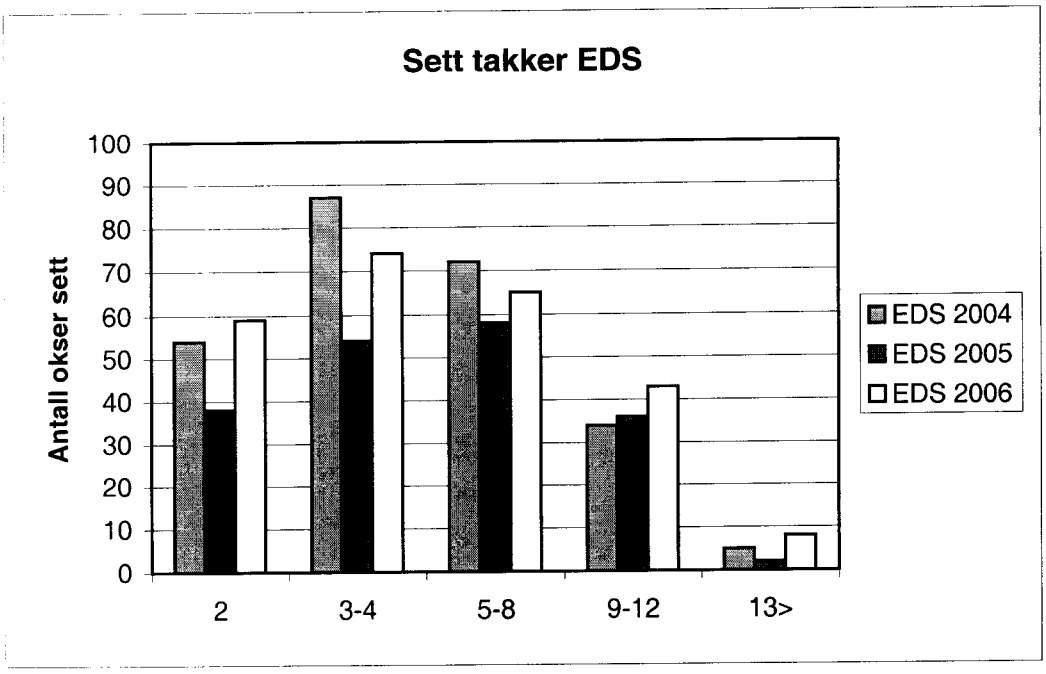
Sett takker EDS
Antall okser sett
100
90
80
70
60
50
40
30
20
10
0
2
3-4
5-8
9-12
13>
EDS 2004
EDS 2005
EDS 2006

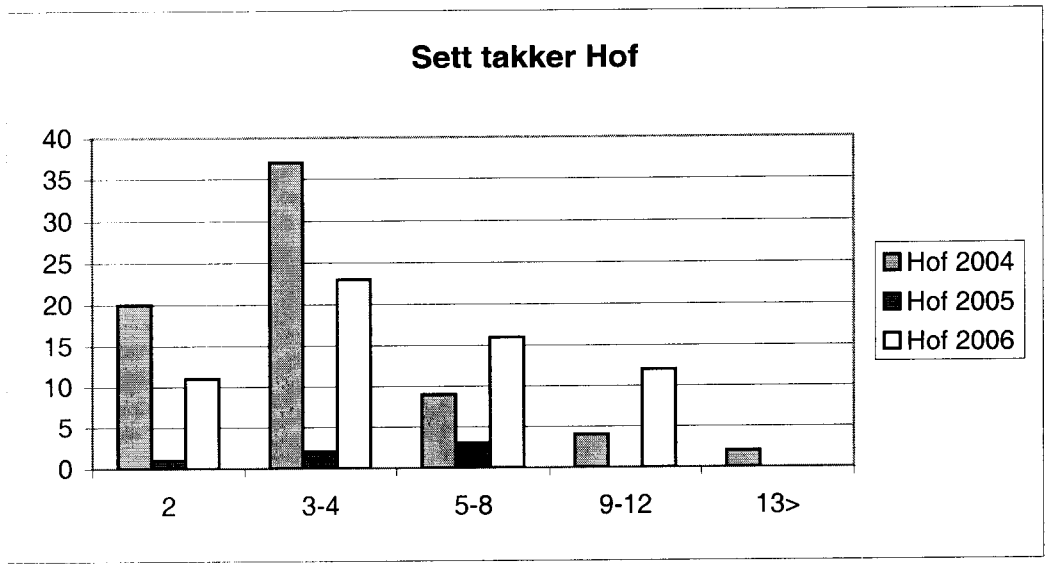
Sett takker Hof
40
35
30
25
20
15
10
5
0
2
3-4
5-8
9-12
13>
Hof 2004
Hof 2005
Hof 2006

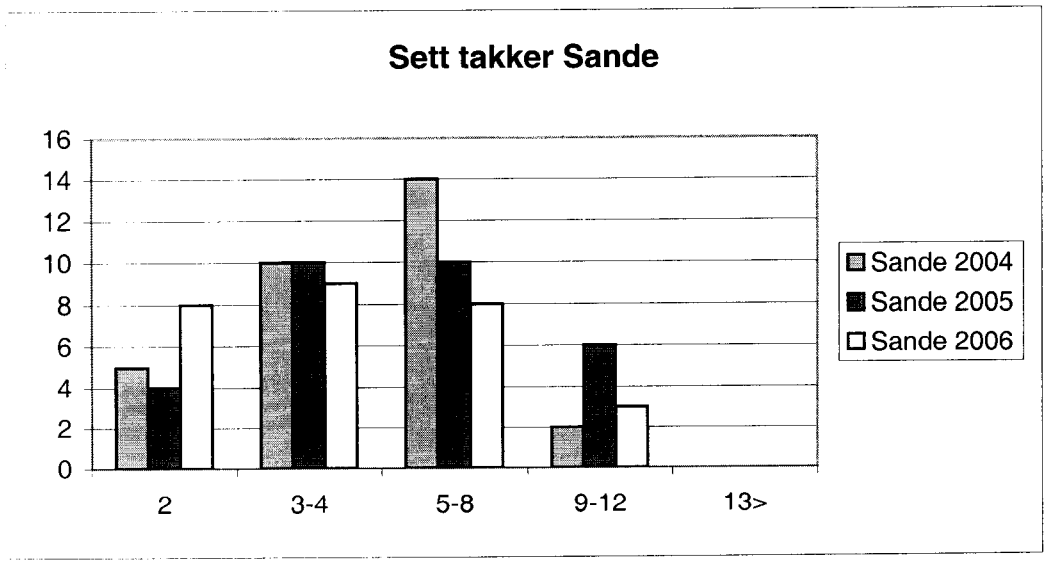
Sett takker Sande
16
14
12
10
8
6
4
2
0
2
3-4
5-8
9-12
13>
Sande 2004
Sande 2005
Sande 2006

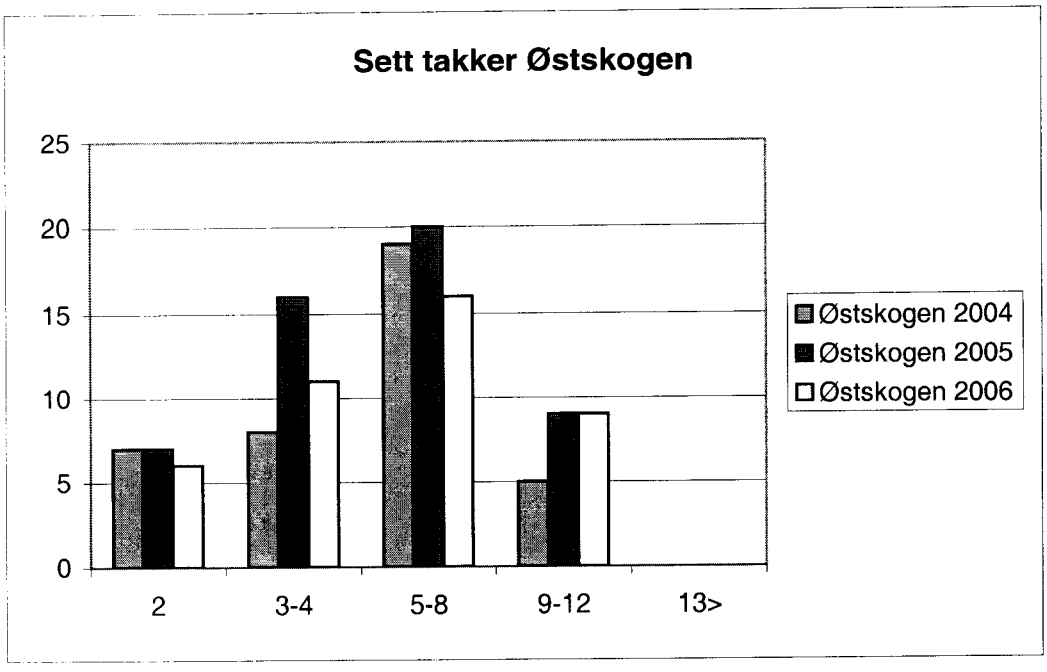
Sett takker Østskogen
25
20
15
10
5
0
2
3-4
5-8
9-12
13>
Østskogen 2004
Østskogen 2005
Østskogen 2006

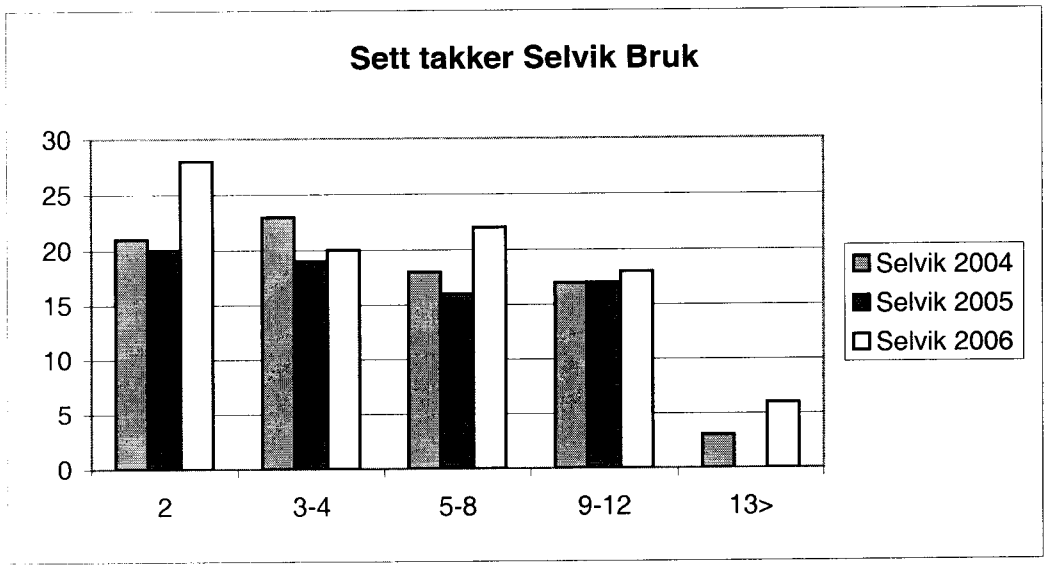
Sett takker Selvik Bruk
30
25
20
15
10
5
0
2
3-4
5-8
9-12
13>
Selvik 2004
Selvik 2005
Selvik 2006

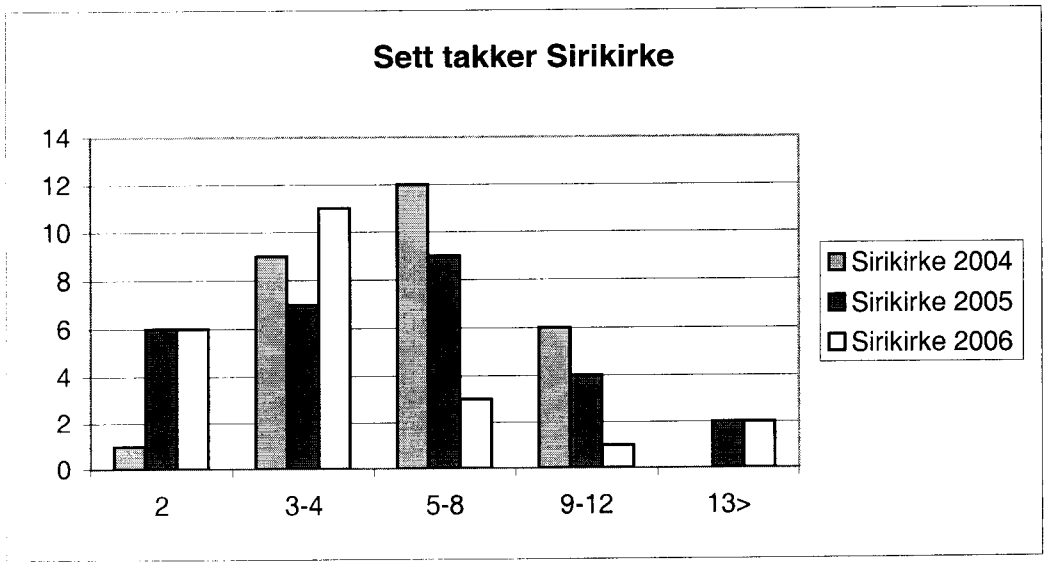
Sett takker Sirikirke
14
12
10
8
6
4
2
0
2
3-4
5-8
9-12
13>
Sirikirke 2004
Sirikirke 2005
Sirikirke 2006

EDS sum	2	3-4	5-8	9-12	13>	Sum	År	Snitt
EDS 2004	54	87	72	34	5	252	2004	5,4
EDS 2005	38	54	58	36	2	188	2005	5,8
EDS 2006	59	74	65	43	8	249	2006	5,7

Hof	2	3-4	5-8	9-12	13>	Sum	År	Snitt
Hof 2004	20	37	9	4	2	72	2004	4,4
Hof 2005	1	2	3	0	0	6	2005	5,2
Hof 2006	11	23	16	12	0	62	2006	5,6

Sande	2	3-4	5-8	9-12	13>	Sum	År	Snitt
Sande 2004	5	10	14	2	0	31	2004	5,4
Sande 2005	4	10	10	6	0	30	2005	5,9
Sande 2006	8	9	8	3	0	28	2006	4,9

Østskogen	2	3-4	5-8	9-12	13>	Sum	År	Snitt
Østskogen 2004	7	8	19	5	0	39	2004	5,9
Østskogen 2005	7	16	20	9	0	52	2005	5,9
Østskogen 2006	6	11	16	9	0	42	2006	6,1

Selvik	2	3-4	5-8	9-12	13>	Sum	År	Snitt
Selvik 2004	21	23	18	17	3	82	2004	5,8
Selvik 2005	20	19	16	17	0	72	2005	5,5
Selvik 2006	28	20	22	18	6	94	2006	5,9

Sirikirke	2	3-4	5-8	9-12	13>	Sum	År	Snitt
Sirikirke 2004	1	9	12	6	0	28	2004	6,5
Sirikirke 2005	6	7	9	4	2	28	2005	6,1
Sirikirke 2006	6	11	3	1	2	23	2006	5,0